

## CODIGO

**46-01 PLAFONES DE VIDRIO, BASE METALICA CON SOCATE E27**



**BAMBER CUADRADO**  
8" ó 10" (Blanco)




**BAMBER REDONDO**  
8" ó 10" (Blanco)



**BAMBER MANCHA BLANCA**  
8" ó 10"



**BAMBER PIÑA**  
8" (Claro)




**LUBER L-15**  
6" (Claro)



**APLIQUE PARA BAÑO**  
8" (Blanco)



**CHAMPAGNE 25**  
10" (Claro)



**BAMBER TORNASOL**  
8"



**LUBER E18**  
8" (Claro)



**LUBER H15 de 6"**  
**B18 de 8"**  
(Claro)

## Línea Residencial

# SUNLiTE



|           |         |                               |
|-----------|---------|-------------------------------|
| 45-01-021 | 8628 -D | h = 6"<br>Ø = 11"<br>2 x 60 W |
| 45-01-022 | -B      |                               |
| 45-01-023 | -N      |                               |
| 45-01-026 | 8629 -D | h = 6"<br>Ø = 13"<br>2 x 60 W |
| 45-01-027 | -B      |                               |
| 45-01-028 | -N      |                               |

h = 7"  
Ø = 6 5/8"  
1 x 60 W



|           |         |
|-----------|---------|
| 45-01-031 | -C      |
| 45-01-032 | 8387 -D |
| 45-01-033 | -B      |

|           |         |
|-----------|---------|
| 45-01-035 | 8632 -C |
| 45-01-036 | -D      |
| 45-01-037 | -B      |
| 45-01-038 | -N      |
| 45-01-039 | -V      |

h = 8" 1 x 60 W




1 x 60 W

|           |         |
|-----------|---------|
| 45-01-041 | -C      |
| 45-01-042 | 8842 -D |
| 45-01-043 | -B      |
| 45-01-044 | -N      |
| 45-01-045 | -V      |
| 45-01-046 | -BR     |

|           |         |                                 |
|-----------|---------|---------------------------------|
| 45-01-077 | 8422 -B | h = 3.5"<br>Ø = 11"<br>1 x 60 W |
| 45-01-078 | -N      |                                 |
| 45-01-080 | -CS     |                                 |



|           |         |
|-----------|---------|
| 45-01-081 | 8190 -B |
| 45-01-082 | -G      |
| 45-01-083 | -A      |
| 45-01-085 | -E      |



h = 4 1/2" Ø = 9" 1 x 60 W

|           |         |
|-----------|---------|
| 45-01-087 | 8192 -B |
| 45-01-088 | -G      |
| 45-01-089 | -A      |
| 45-01-090 | -E      |



h = 4 3/8" Ø = 9" 1 x 60 W

|           |         |
|-----------|---------|
| 45-01-091 | 8401 -B |
|-----------|---------|

Ø = 12" 2 x 60 W



|           |         |
|-----------|---------|
| 45-01-096 | 8402 -B |
|-----------|---------|

Ø = 14" 3 x 60 W



|           |         |                              |
|-----------|---------|------------------------------|
| 45-01-101 | 8354 -D | h = 9"<br>Ø = 5"<br>1 x 60 W |
| 45-01-102 | -B      |                              |
| 45-01-103 | -N      |                              |
| 45-01-104 | -CS     |                              |

|           |         |
|-----------|---------|
| 45-01-111 | 8875 -B |
| 45-01-112 | -N      |
| 45-01-113 | -V      |
| 45-01-114 | -O      |

h = 14"  
Ø = 9"  
1 x 60 W



Para Exteriores



Reflector de Aluminio

|           |        |
|-----------|--------|
| 45-01-125 | W14281 |
|-----------|--------|

Todas estas lámparas utilizan bombillos incandescentes y/o ahorradores con rosca E-27, hasta 60 W. Bases metálicas y plafones de vidrio.

|                   |                             |
|-------------------|-----------------------------|
| <b>D= Dorado</b>  | <b>C= Cromado</b>           |
| <b>N= Negro</b>   | <b>CS= Cromado satinado</b> |
| <b>B= Blanco</b>  | <b>O= Óxido</b>             |
| <b>V= Verde</b>   | <b>A= Ambar</b>             |
| <b>Br= Bronce</b> | <b>G= Gris</b>              |
| <b>E= Etrusco</b> |                             |

# SUNLiTE